


MAKING TOOLS

- Turning Tools•Modelling Tools•
- Wire Modelling Tools•Sculpture Tools•
- Hand Extruders•Needles•Wooden Modelling Tools•
- Forged Steel Tools•Bamboo Tools•Clay Cutters•
- Coilers•Sgraffito Tools•Slip Trailers•Strip Tools•
- Rolling Tools•Calipers•
- Tile Cutters•Sponges•Kidneys•
- Stamps•Sets•Throwing Ribs•Hole Cutters•



CLAYMAN

where quality comes as standard

HOW TO ORDER

BY PHONE

Call 01243 265845 between 9.30am and 5pm Monday to Friday, When you call please, if possible have the following information at hand: Customer account number (existing customers), item stock code and description and payment details (credit card/ debit card number). We will confirm availability of all items ordered or call back with this information and total order value.

BY FAX

Fax 01243 267582, again with your details, product details and payment method. Include your fax number and we will fax back a sales acknowledgement detailing order value and availability.

BY EMAIL

Email sales@claymansupplies.co.uk with your details, product details and payment method. We will email you a sales acknowledgement detailing order value and availability.

DELIVERIES

All orders, with the exception of items such as wheels or kilns that are made to order, can be despatched on a 24 hour or 72 hour delivery system. It is our intention that all orders received by noon will be sent out that day. All orders received after that time should be despatched the next working day. When placing your order you will be advised when your order will be despatched and the estimated day of arrival.

PAYMENT

Payment can be made by cash, credit/debit card or cheque. If cash is sent by post, this is at the customers own risk and we strongly recommend that you only use registered post. Cheques should be made payable to 'CLAYMAN'. Orders that are to be paid by cash or cheque are sent on receipt of the remittance. Orders supported by credit or debit cards are despatched immediately. All orders where payment is received immediately are subject to 2.5 % discount. All education authorities receive a discount (details on request).

TURNING TOOLS

STEM TURNING TOOLS



Stem turning tools with steel blades and wooden handles. They can be used for shaping and trimming thrown forms on the wheel. They can also be used for turning plaster forms.

GROUND EDGE TURNING/MODELLING TOOLS

Hardwood handles and stainless steel blades that have a ground cutting edge. Ideal for turning on the wheel and carving and slicing when modelling.

6130 - Length 145mm approx. Metal ferrule



6131 - Length 145mm approx. Metal ferrule



6132 - Length 145mm approx. Metal ferrule




6133 - Length 145mm approx. Metal ferrule



6134 - Length 145mm approx. Metal ferrule



TURNING TOOLS



Stainless Steel handle and blade, available in four distinct shapes. Blade: Length 30mm, width 10mm. 6110 Diamond, 6111 Leaf, 6112 Round, 6113 Square

Length: 163mm approx. Width: 11mm




6115 6116 6117 6118

Steel handle and blade, available in four distinct shapes. Blade: Length 155mm, width 11mm. 6115 Square, 6116 Round, 6117 Leaf, 6118 Diamond

GROUND EDGE TURNING/MODELLING TOOLS

Hardwood handles and stainless steel blades that have a ground cutting edge. Ideal for turning on the wheel and carving and slicing when modelling.

6120 - Length 205mm approx. Wire bound ferrule




6121 - Length 210mm approx. Wire bound ferrule



6122 - Length 215mm approx. Wire bound ferrule



6123 - Length 205mm approx. Wire bound ferrule



6124 - Length 190mm approx. Wire bound ferrule



6125 - Length 195mm approx. Metal ferrule



6126 - Length 195mm approx. Metal ferrule



6130 - Length 190mm approx. Wire bound ferrule



6114 Double ended turning tool with self sharpening blade. Designed for turning medium to large pots.



MODELLING TOOLS

WOODEN MODELLING TOOLS

Superbly finished hand made wooden tools used for modelling and decorating clay in the plastic state. Each tool is approximately 180mm long.

6180



6181



6182



6183



6184



6185



6186



6187



6188



6189



6190



6191



6192



6193



6194



6195



6196



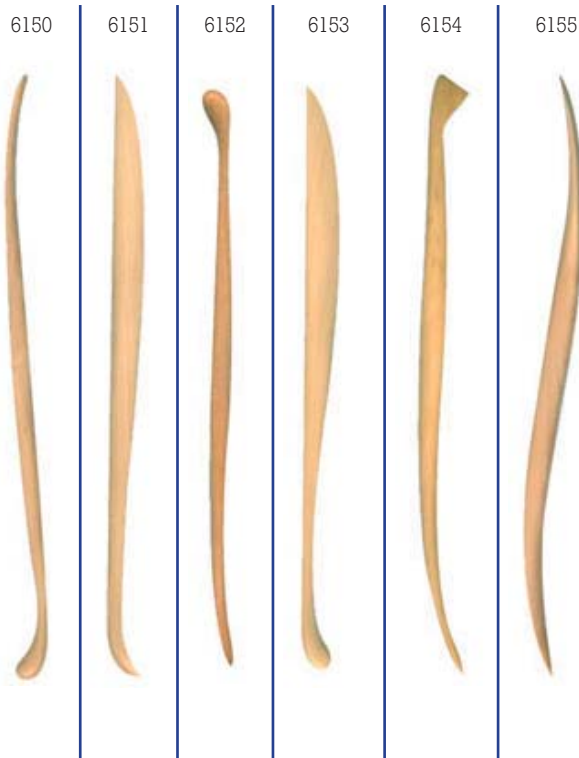
PAINTEC NYLON MODELLING TOOLS

A set of six of the commonly used modelling and cutting tools made in nylon. These tools are five times stronger than plastic or wood and waterproof. Non slip textured grips makes these tools a quality long lasting tool. Each tool is approximately 200mm long.



SUPER HARDWOOD MODELLING TOOLS

Refined shaped hand made wooden tools used for modelling and decorating clay in the plastic state. Each tool is approximately 148mm long.



MODELLING TOOLS SETS

6215

A range of twelve 150mm wooden modelling tools ideal for modelling or marking into plastic or leather-hard clay



6216

A range of seven 200mm wooden modelling tools ideal for modelling or marking into plastic or leather-hard clay



6217

A range of twelve 150mm wooden modelling tools ideal for modelling or marking into plastic or leather-hard clay



WIRE MODELLING TOOLS

Modelling tools with shaped wire ends in metal ferrules used for cutting, fluting and hollowing soft clay

6140 - 170mm approx.



6141 - 170mm approx.



6142 - 170mm approx.



6143 - 225mm approx.



6144 - 205mm approx.



LARGE WIRE MODELLING TOOLS

6145 - 265mm approx.

6146 - 265mm approx.



SCULPTURE TOOLS

A range of tools with hardwood handles and stainless steel ribbon cutting heads secured with brass ferrules. Designed for texture work and removal of large amounts of clay. These tools can also be used as robust turning tools.

6260 - 350mm approx.



6261 - 325mm approx.



6262 - 320mm approx.



6275 - SCULPTURE'S THUMB - 115mm



A range of tools with hardwood handles and stainless steel ribbon cutting heads secured with brass ferrules. Designed for texture work and removal of large amounts of clay. These tools can also be used as turning tools.

6270 - 315mm



6271 - 315mm



6273 - 325mm



6274 - 330mm



SUNDRY TOOLS

6300 - POTTER'S KNIFE

A multi-purpose knife, it is especially useful for cutting, carving, paring and fettling.



6317 - MOULD TRIMMING TOOL - 242mm

A simple tool for trimming away the waste clay from slip casting moulds.



6319 - PALETTE KNIFE

For mixing and blending colours.



BAMBOO TOOLS

6320 - BAMBOO COMB - 217mm



6321 - BAMBOO FLUTER - 228mm



6322 - BAMBOO SPEAR - 220mm



6395 - BOW TRIMMER

For trimming away excess slabs from press or hump moulds.



6395/1 - SPARE WIRE



6323 - BAMBOO RIB - LARGE 133mm



6324 - BAMBOO RIB - SMALL 115mm



FORGED METAL TOOLS

6240 - Fine and coarsely serrated edges with smooth and sharp opposite end. 210mm



6254 - Small spatula and needlepoint end. Ideal for cleaning and filling. 165mm



6241 - Blunt point and ball end. 160mm



6255 - Large and small smoothly shaped ends. 140mm



6242 - Sharp edged and coarse toothed ends, ideal for the removal of material. 180mm



6256 - Shaped ends with finely serrated edges. 170mm



6243 - A sturdy tool rounded on one end and flat on the reverse side, with a wide splayed opposite end. 200mm



6257 - Arrowheads and small screwdriver shaped ends. 140mm



6244 - Curved and spear shaped ends with coarse teeth for cutting and removal of materials. ideal for uneven textures. 210mm



6258 - Large sturdy double ended tool with bends of approximately 90°. 170mm



6245 - Oval with slight upturn and slanted palette ends, incorporating a flexibility ideal for smoothing and filling. 170mm



6259 - Small sturdy double ended tool with bends approximately 90°. 140mm



6246 - Sturdy splayed and screwdriver shaped ends for filling and smoothing. 175mm



6263 - Rigid tool for smoothing and filling. 140mm



6247 - Spear shaped, with slight upturn, and curved end. Featuring a variety of fine and coarsely serrated teeth. 210mm



6264 - Large and small hooked ends, finely serrated and sharpened on the opposite edge. 205mm



6248 - Oval and wide palette ends. Slight upturn on each with a flexibility ideal for smoothing and filling. 190mm



6265 - Small smooth and roundly formed with curved ends. 130mm



6249 - Sturdy spatula and screwdriver shaped ends. 180mm



6266 - Half round with flat reverse side double ended tool. 140mm



6252 - Finely serrated and curved ends for intrinsic work. 170mm



6267 - Smooth rigid and rounded tool with one flat side and fine point and edges. 185mm



6253 - Coarse and fine toothed with sturdy and rounded ends. 170mm



CLAY CUTTERS

6330 - 432mm (17") NYLON



6332 - 457mm (18") WEDGING




6334 - 507mm (20") MEDIUM



6331 - 355mm (14") TWISTED



6333 - 305mm (12") THIN



COILERS

6340 - 13mm (1/2") COILER - 115mm



6341 - 17mm (5/8") COILER - 115mm



6342 - 20mm (3/4") COILER - 115mm



STRIP TOOLS

6381 - SQUARE - 180 x 18mm



6382 - ROUND 180 x 13mm



SGRAFFITO TOOLS

6353 - 150mm



6354 - 150mm



6355 - 157mm



6356 - BALL STYLUS TOOL - 140mm



6357 - INCISING TOOL - 158mm



NEEDLES

6270 - NEEDLE - THIN - 140mm



6271 - NEEDLE - THICK - 140mm



6272 - NEEDLE - ALL METAL - 170mm



SCRAPER

6385 - BENCH SCRAPER - 122 x 160mm



HAND EXTRUDERS

6339 - CLAY GUN




SLIP TRAILERS

6376 - ECONOMY SLIP TRAILER



6377 - SLIP TRAILER KIT - 175 x 65mm



CALIPERS

6390 - PERSPEX 203mm (8")



6391 - PERSPEX - 305mm (12")



6392 STAINLESS STEEL - 203mm (8")



ROLLING TOOLS

6397 - ROLLING CLOTH - 905 x 610mm (36 x 24")



6398/7 - ROLLING GUIDES - 380 x 32 x 7mm

6398/9 - ROLLING GUIDES - 380 x 32 x 9mm

6398/12 - ROLLING GUIDES - 380 x 32 x 12mm



6399 - ROLLING PIN - 382 x 45mm



MISCELLANEOUS

6393 - GLAZING TONGS - 310mm



TILE CUTTERS

6550 - 4.25" SQUARE



6551 - 6" SQUARE



6552 - HEXAGONAL



6558 - PATTERN CUTTER SET



6559 - PATTERN CUTTER SET



SPONGES

6400 - BENCH - 178 x 127 x 65mm



6401 - TAPERED - 130 x 62 x 27mm



6403 - BARREL -



6404 - LOLLIPOP - 320mm - Sponge 63 x 30mm



6405 - HYDRA - ROUND SYNTHETIC - 70 x 25mm



6409 - NATURAL - MEDIUM - 85 x 65mm



6410 NATURAL - ELEPHANT EAR - 150 x 135mm



METAL KIDNEYS

6446 - Small 88 x 45mm



6447 - Medium 100 x 45mm



6448 - Rectangular 110 x 50mm



6449 - Serrated 100 x 45mm



6450 - Flexible 88 x 45mm



6451 - Stainless Steel 118 x 50mm



6452 - Stainless Steel 95 x 50mm



6453 - Stainless Steel Serrated 95 x 47mm



6454 - Stainless Steel Rectangular 100 x 50mm



6455 - Stainless Steel Peardrop 85 x 47mm



6456 Stainless Steel Rectangular + Serrated 148 x 50mm



RUBBER KIDNEYS

6460 - Small 85 x 54mm



6461 - Medium 117 x 62mm



THROWING RIBS

6360 - Straight with curve



6361 - Convex oval 120 x 70mm



6362 - Flat with concave 98 x 60mm



6363 - Throwing Stick 260 x 40mm



6364 - Flat with tooth edge 80 x 40mm



6365 - Metal Throwing Profile 120 x 72mm



6369 - Beechwood 80 x 42mm




STAMPS

HOLE CUTTERS

6470



6471



6310/1 - SALT & PEPPER SET



6311 - 3/16" - 137mm



6312 - 1/4" - 130mm



6313 - 3/8" - 143mm



6314 - 1/2" - 155mm



6315 - TAPERED - 155mm



TOOL SETS

6136 - GROUND EDGE TOOL SET

A mix of Ground Edge Tools and Ribbon Turning Tool in various sizes.

Tools in set: 2 x 8" Ground Edge Tools • 8" Ribbon Turning Tool • 2 x 6" Ground Edge Tools.

Note: All tools available individually.



6251 - STARTER TOOL SET 1

A selected mixture of tools especially suited to someone just starting a pottery course.

Tools in set: 6114 Double Edged Turning Tool • 6405 Round Synthetic Sponge • 6446 Metal Kidney • 6370 Needle • 6334 Clay Cutter • 6134 6" Ground Edge Tool • 6360 Hardwood Throwing Rib • 6234 Basic Modelling Tool.

Note: All tools available individually.



6301 - BEGINNER TOOL SET 1

Simple budget selection of tools for the beginner.

Tools in set: 6300 Potters Knife • 6370 Needle • 6401 Tapered Sponge • 6446 Metal Kidney • 6332 Clay Cutter • 6121 Ground Edge Tool • 6232 Basic Modelling Tool.

Note: All tools are available individually.



6302 - BEGINNERS TOOL SET 2

Simple budget selection of tools for the beginner

Tools in set: 6300 Potters Knife • 6371 Needle • 6405 Round Synthetic Sponge • 6450 Flexible Metal Kidney • 6334 Clay Cutter • 6114 Double Edge Turning Tool • 6324 Bamboo Rib.

Note: All tools sold individually.



6303 - STARTER TOOL SET 2

Tools in set: 6300 Potters Knife • 6370 Needle • 6401 Tapered Sponge • 6446 Metal Kidney • 6330 Clay Cutter • 6110 Turning Tool • 6232 Basic Modelling Tool.

Note: All tools sold individually.



6304 - BEGINNERS TOOL SET 3

Tools in set: 6300 Potters Knife • 6370 Needle • 6401 Tapered Sponge • 6446 Metal Kidney • 6232 Basic Modelling Tool.


Note: All tools sold individually.



6306 - STARTER TOOL SET 3

Tools in set: 6371 Needle • 6401 Tapered Sponge • 6447 Metal Kidney • 6201 Hardwood Modelling Tool • 6205 Hardwood Modelling Tool.

Note: All tools sold individually.



6308 - GROUND EDGE/SCULPTURE TOOL SET

A set of ground edge and ribbon tools that can be used for turning clay at the leather stage or carving clay when modelling or sculpting.

Tools in set: 6121 8" Ground Edge Tool • 6123 8" Ground Edge Tool • 6125 8" Ground Edge Tool • 6131 6" Ground Edge Tool • 6133 Ground Edge Tool

Note: All tools are available individually

NO ILLUSTRATION AVAILABLE

6316 - TURNING TOOL SET

Tools in set: 6114 Double Edge Turning Tool • 6110 Metal Turning Tool • 6125 Ribbon Turning Tool • 6124 8" Ground Edge Tool • 6132 6" Ground Edge Tool.

Note: All tools are available individually.



6215 - WOODEN MODELLING TOOL SET - 12 x 6"

A selection of twelve 6" hardwood modelling tools hand shaped to various end finishes for modelling and marking into plastic or leatherhard clay.

Tools in set: 12 x 6" Hardwood Modelling Tools

Note: These tools are only available as a set.



6216 - WOODEN MODELLING TOOL SET - 7 x 8"

A selection of seven 8" hardwood modelling tools hand shaped to various end finishes for modelling and marking into plastic or leatherhard clay.

Tools in set: 7 x 8" Hardwood Modelling Tools

Note: These tools are only available as a set.



6217 - WOODEN MODELLING TOOL SET - 12 x 6"

A selection of twelve 6" hardwood modelling tools hand shaped to various end finishes for modelling and marking into plastic or leatherhard clay.

Tools in set: 12 x 6" Hardwood Modelling Tools

Note: These tools are only available as a set.



6308 - THROWER'S DELUXE SET

A range especially suited to those making the majority of their work on the wheel.
Tools in set: 6404 Lollipop Sponge • 6371 Needle • 6132 6" Ground Edge Tool • 6201 Hardwood Modelling Tool • 6111 Metal Turning Tool • 6392 Stainless Steel Calipers • 6412 Jumbo Natural Sponge • 6334 Clay Cutter • 6450 Metal Kidney.
Note: All tools sold individually.



6250 - MODELLING/SCUPTURE TOOL SET

A mix of Wire Modelling Tool, Ground Edge Tool and various sizes of modelling tool.

Tools in set: 8" Wire Modelling Tool • 6" Ground Edge Tool • 4 x 8" Hardwood Modelling Tools • 3 x 6" Hardwood Modelling Tools.
Note: These tools are only available as a set.



6238 - BASIC MODELLING TOOL SET - 4 x 6"

A set of simple hand shaped 6" modelling tools for marking and shaping clay at the plastic and leatherhead stage.

Tools in set: 6180 6" Modelling Tool • 6181 6" Modelling Tool • 6182 6" Modelling Tool • 6183 6" Modelling Tool

Note: All tools are available individually.



Note: Where only one measurement is given this refers to the length of the tool. All dimensions are approximate only.

Morells Barn • Park Lane • Lower Bognor Road • Lagness • Chichester • West Sussex • PO20 1LR
Telephone: 01243 265845 • Fax: 01243 267582 • email: info@claymansupplies.co.uk • www.claymansupplies.co.uk

Telephone: 01243 265845 • Fax: 01243 267582

www.claymansupplies.co.uk